

INSTRUCTIONS FOR USE

Hydraulic Temporary Restorative Material

Recommended Indication

To be used by a dental professional as a temporary filling material.

Contraindication

Contraindicated for patients with known hypersensitivity to hydraulic temporary restoratives. In case of allergy, refer to physician.

Components

40g jar individual box

Directions for use

1. Dry the prepared cavity with a cotton pellet (do not desiccate).
2. Apply the necessary amount of EdgeTemp™ Plus into the cavity with the use of a suitable instrument.
3. Let the patient bite down on the filling to check for interferences in case of Class I cavities. Otherwise, contour filling by adapting it to the cavity walls.
4. Remove excess by wiping it off with a moist cotton pellet towards the margins of the cavity.

Notes

Close the container immediately after removal of the material required. Do not mix or contaminate with any other material.


Storage


Store at temperatures 1°C-30°C (33°F-86°F)

Shelf life

3 years from the manufactured date.


Symbols


 Manufacturer


 Date of manufacture

 Batch Code

 Use By

 Consult instructions for use

 Keep away from sunlight

 Temperature limitation

Rx Only Caution : Federal law restricts this device to sale by or the order of a dentist

Close the cap immediately after use

Distributed by

EDGEENDO®


5600 Wyoming Blvd NE Suite 100
 Albuquerque, NM 87109
 Phone: 855-985-3636
 www.edgeendo.com

 Manufactured by **METABIOMED CO.LTD.**

270, Osongsaengmyeong 1-ro, Osong-eup,
 Heungdeok-gu, Cheongju-si,
 Chungcheongbuk-do, Korea

Made in Korea

OM-160-4

품명	EDGEENDO_EDGE Temp I.F.U		
서식번호	OM-160-4	Revised Date	Explications
치수	150X160	2015. 07. 29	신규등록
용지재질	모조지 45g	2016. 06. 23	OM-160-1 / 심볼추가 및 수정, 보관온도 수정, 주수변경,
작업자		2018. 03. 30	OM-160-2 / 심볼, 내용 수정
Printing Color		2018. 09. 07	OM-160-3 / ECREP 정보변경
		2019. 10. 18	OM-160-4 / Rx Only 추가