



Enhanced Technology. Remarkably Beautiful. Ultra Secure Handle.

## Our Greatest Endodontic Systems Ever!

Introducing Our New FireWire Blaze Heat Treatment



R20 R25 R35 R45



Small  
Canals

Primary  
Canals

Large  
Canals

X-Large  
Canals

Pre-Sterilized Single File Shaping System  
Alternative to WaveOne Gold®



EDGEENDO®

Order Now

Free Shipping

EdgeUtopia.com

WaveOne® Gold is a registered trademark of Dentsply Tulsa Dental Specialties



## EDGEONE BLAZE UTOPIA™

**Enhanced. Beautiful. Utopia.**

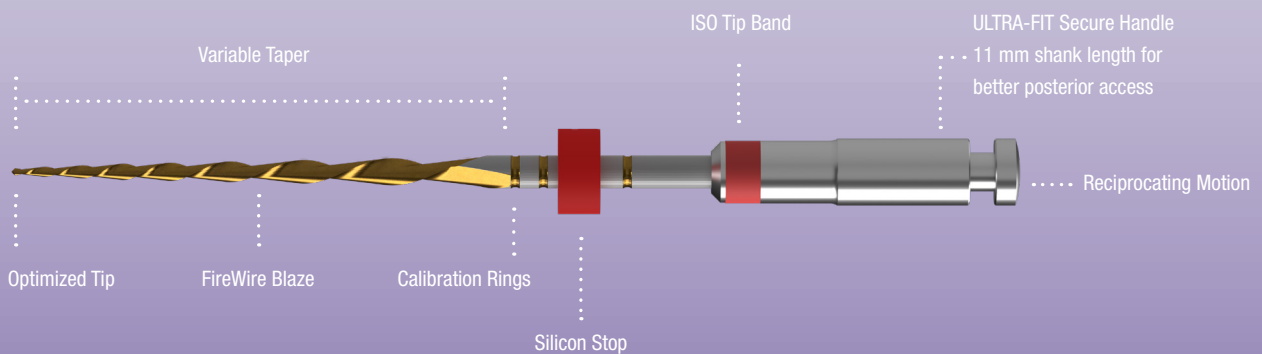
### The Remarkable EdgeOne Blaze Utopia™

The NEW EdgeOne Blaze Utopia™ delivers enhanced reciprocating technology. EdgeOne Blaze Utopia™ is our premier single shaping file reciprocating system. EdgeOne Blaze Utopia™ is an alternative to WaveOne Gold®. It features our FireWire Blaze Heat-Treatment making it efficient, safe, and flexible. Plus, we added our new ultra secure, Ultra-Fit Handle and it's pre-sterilized.

### FireWire Blaze

FireWire Blaze—Years to develop and worth every minute. We wanted to outdo our original FireWire and with FireWire Blaze, we believe we have! We know you will love the feel and flexibility as you negotiate the most challenging canals.

### Pre-Sterilized



S-Shaped Cross Section  
For Increased Debris Removal

Available in 3 lengths: 21, 25 & 31 mm




Highly  
Flexible



No Bounce  
Back



High  
Strength



**Save A Lot!**  
Buy  **EDGEENDO®**

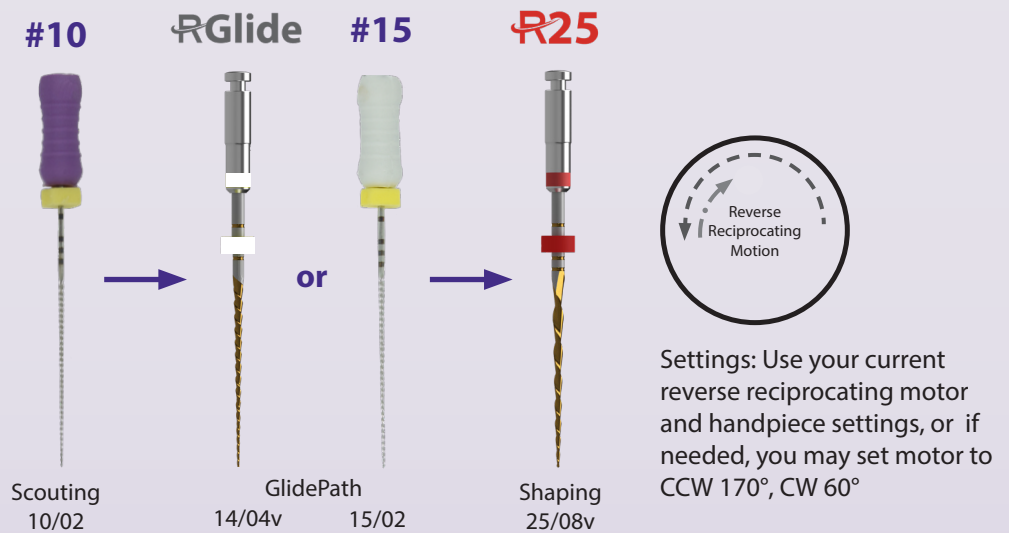


**EDGEENDO®**

**Order Now**

**Free Shipping**

**EdgeUtopia.com**



## Pre-Sterilized Single File Shaping System

### Simplified Technique Guide

1. Establish straight-line coronal and radicular access.
2. In the presence of a viscous chelator, use a #10 hand file for scouting the canal and to form an initial glide path and establish working length. In more restrictive canals, use a #6 and/or #8 hand file to length first to create a path for the #10 hand file, then use the #10 hand file and confirm working length.
3. Form the Glide Path with R-Glide or a #15 hand file to working length.
4. ALWAYS initiate Shaping with the R25 Primary in the presence of sodium hypochlorite or other viscous chelation.
5. Use a gentle inward pressure and let the R25 passively progress 2-3mm through the canal. Remove and clean the R25, then irrigate and recapitulate to length with a #10 hand file and re-irrigate.
6. Continue with the R25, advancing 2-3mm at a time repeating the technique in Step 5 to enlarge the coronal 2/3 of the canal using an outward brushing motion.
7. After enlarging the coronal 2/3, reconfirm the working length, confirm patency and verify the Glide Path again with the #10 hand file.
8. Reconfirm the Glide Path with R-Glide or #15 hand file to working length.
9. Take the R25 to the full working length repeating the technique in Step 5.
10. Inspect the apical flutes; if they are loaded with dentinal debris, then the shape is finished \*.
11. If the R25 does not progress, then use the R20 in one or more passes to working length and then if need, use the R25 file to working length.
12. When the shape is confirmed, proceed to disinfection.
  - If the R20 or R25 is loose at length with no dentinal debris in the apical flutes, continue shaping with the next larger file in the sequence, i.e. R25, R35, R45 until the apical flutes are loaded.

\*This technique is intended to be used as a guide only. Please see full IFU.

The NEW EdgeOne Blaze Utopia™ is taking reciprocation to the next level of performance, cutting ability and flexibility. We are also excited to introduce our incredible FireWire Blaze NiTi along with our new ultra secure, Ultra-Fit Handle. This is our premier reciprocation system!

We Know You Will Love It!








EDGEENDO®

Order Now

Free Shipping

EdgeUtopia.com

- Alternative to WaveOne Gold®
- Shapes canals in a reverse-reciprocating motion
- Available sizes: R-Glide, R20, R25, R35, and R45
- ISO color coding
- S-shaped cross-section
  - Improved debris removal
- Non-cutting tip
- Reduced shank length for increased posterior access
- Available lengths: 21, 25 & 31 mm
- FireWire Blaze technology
- Sterile Packaging
- ULTRA-FIT Secure Shank & Handle
  - Allows for real time apex locator readings
- Spectacular Gold Color Heat Treatment
- Pre-Sterilized

				Length		
3-Pack	STERILE	Tip Size	Taper Size	21 mm	25 mm	31 mm
R-Glide		14	04v	EOBURG1421SU	EOBURG1425SU	EOBURG1431SU
R20		20	08v	EOBU2021SU	EOBU2025SU	EOBU2031SU
R25		25	08v	EOBU2521SU	EOBU2525SU	EOBU2531SU
R35		35	06v	EOBU3521SU	EOBU3525SU	EOBU3531SU
R45		45	05v	EOBU4521SU	EOBU4525SU	EOBU4531SU
Assorted Packs				EOBUA21SU	EOBUA25SU	EOBUA31SU

Additional product information

For Glide Path  
R-Glide prepares the root canal apex to 0.14 mm with a taper of .04 over the first 12 millimeters.

For Small Canals:  
R20 prepares the root canal apex to 0.20 mm with a taper of .08 for the first 5 apical milimeters.

For Primary Canals:  
R25 prepares the root canal apex to 0.25 mm with a taper of .08 for the first 5 apical milimeters.

For Large Canals:  
R35 prepares the root canal apex to 0.35 mm with a taper of .06 for the first 5 apical milimeters.

For X-Large Canals:  
R45 prepares the root canal apex to 0.45 mm with a taper of .05 for the first 5 apical milimeters.

Available Matching Sized Gutta Percha And Paper Points